



I-CART

INSTRUCTION MANUAL



75116-01

CONTENTS

Specs	3
Parts Diagram	4
Assembly	5

TOOLS NEEDED

- 7/16" Wrench
- Ratchet with 7/16" Socket
- Needle Nose Pliers
- Box Cutters / Utility Knife

MADE IN THE USA GUARANTEE



Our American made products are engineered, manufactured and assembled in Archbold, OH using USA made steel.



Expect more. get more.
FROM GRANITE INDUSTRIES

- Exceptional quality and service on every single product.
- Professional grade designs by our in house engineers.
- Industry leading warranties.
- Family owned and operated in the USA.

To view more products from
American Cart & Rack
scan the QR code with your phone
or visit AmericanCartAndRack.com



WARRANTY

3 Year Limited Warranty. Carts, excluding any finishes, casters and wheels are warranted for three (3) years from date of original purchase. Casters and wheels are warranted for 90 days from date of original purchase. We will repair, without charge, any defect due to faulty material or workmanship. These warranties do not cover failures due to abuse, misuse, improper installation, accidental damage or when repairs or modifications have been made or attempted to be made by anyone other than Granite Industries. Any defective products that meet warranty specifications and Granite Industries approval, may be returned to the factory to be repaired or replaced free of charge. (Granite Industries will pay to ship replacement item(s) to the customer; however the customer is responsible for shipment of products to the factory.) This remedy is the sole remedy in contract, tort or otherwise, and Granite Industries is not liable for incidental, consequential or special damages. These warranties give you specific legal rights, and you may have other rights which vary from state to state. Should you have any questions, contact Granite Industries (Proof of purchase may be required).



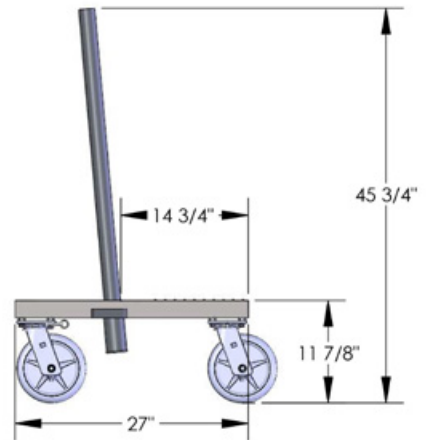
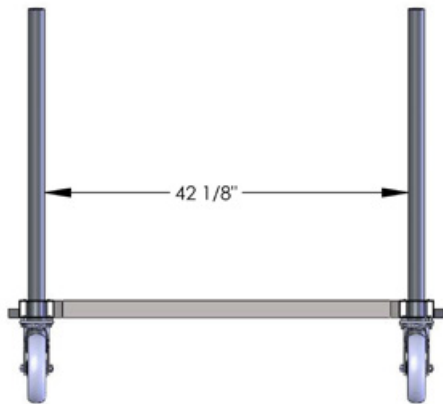
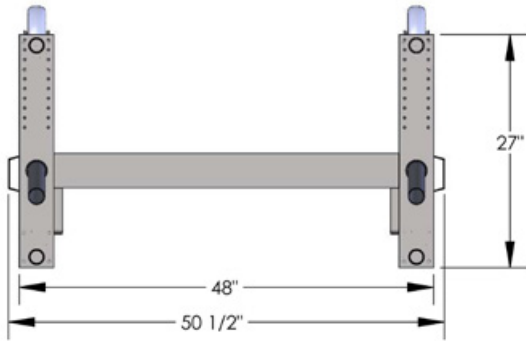
**GRANITE
INDUSTRIES**

Customer Service

877-447-2648


M-F, 8am - 5pm EST

SPECS



Overall Dimensions:	W: 51"	D: 27"	H: 46"
Weight:	66 lbs.	Capacity:	3000 lbs.

PARTS DIAGRAM



ITEM NO	QTY	PART NO	DESCRIPTION	
1	1	MI-12-4815	Fork Hand Truck Body	
2	2	MI-01-5829	Hand Grip	
3	2	PI-06-0004	Fork	
4	2	PI-01-0025	1" Round Cap	
5	2	PI-06-0045	1/4" Hex Bolt (3/4" L)	7/16" Socket/Wrench
6	2	PI-01-0079	1/4" Lock Nut	7/16" Socket/Wrench
7	4	PI-01-0030	10" Steel Offset Hub Wheel	
8	2	PI-01-0037	1-1/4" Cotter Pin	
9	4	PI-05-0113	3/4" Washer	

STEP 1: FRONT WHEEL ASSEMBLY

COMPONENTS		
ITEM NO	QTY	DESCRIPTION
1	1	Fork Hand Truck Body
7	2	10" Steel Offset Hub Wheel
8	2	1-1/4" Cotter Pin
9	4	3/4" Washer
10	1	Axle Rod
11	2	10" Steel Center Hub Wheel

TOOLS		
7/16" Socket/Wrench		



1 Align a caster over the holes provided. Slide a lock washer, then a 3/4" washer onto a bolt and insert it through the caster and cart body. Finger tighten all of the bolts



2 After all 4 bolts are finger tightened, go through and tighten them down with a wrench. Repeat this for THREE of the four casters.



3 Install the locking mechanism onto the 4th caster. Align the holes and install the bolts like you did in step 1.



4 Once all 4 bolts are in place, tighten them securely in place with a wrench.

NOTES:

[illegible]

NOTES:

[illegible]



GRANITE INDUSTRIES
595 EAST LUGBILL ROAD
877-447-2648
SUPPORT@GRANITEIND.COM